

- Precautions:**
- 1.All views are external views, the solid line represents the outward opening, the dashed line represents the inward opening, and the side where the two lines intersect is the hinge installation side.
 - 2.The dimensions on the drawings cannot be used as the basis for construction, and the site from repeated measurements on site should be compared with the annotations in the drawings for construction;
 - 3.On-site construction personnel should check the dimensions shown in the drawings on site, and notify the designer in time if any contradictions are found;
 - 4.This drawing can only be used after being approved by relevant departments;
 - 5.The copyright of this drawing belongs to our company, without written permission, no copying or misrepresentation is allowed;
 - 6.In this drawing, except for the elevation marked in meters, all other marked dimensions are in millimeters
 - 7.The final interpretation right of this drawing belongs to our company.

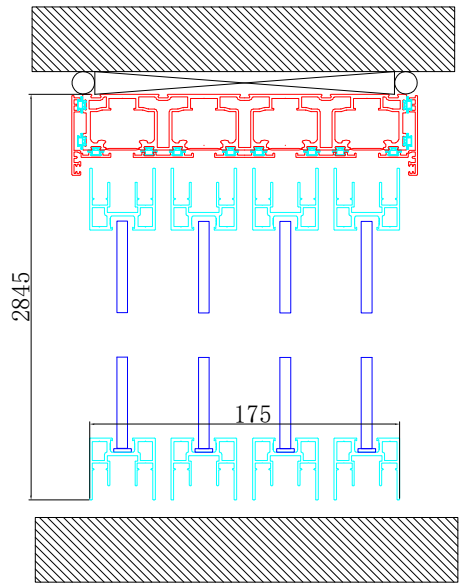
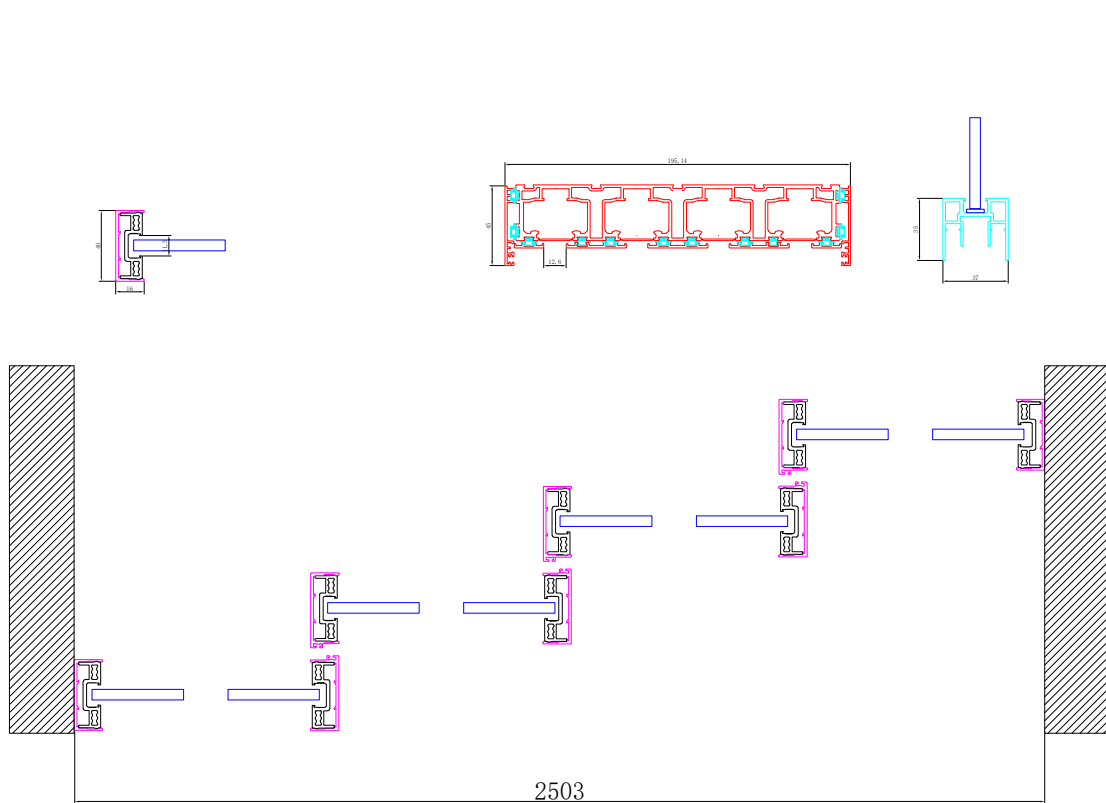
DECORATION DESIGNING:



— SAINTY —

TAINING SAINTY INDUSTRY CO.,LTD.
 ADDRESS: No.322 Hualu Rd(Dongsheng Industry Park),Linqiu, Weifang City 262600, China
 Cell: +86 150 5290 5788 (Whatsapp)
www.diuminum-window.com
 Email: info@diuminum.com

Customer:	
Project:	
Drawing For: Design For Customer Approval	
DESIGNED	计军荣 计军荣
CHECKED	
DESIGNED	
DESIGNED	
Drawing No.	AWN2023.6.19
Scale	1:1
Map	A7
Date	2023.6.19
Stage	Design
CUSTOMER	
OWNER	
MARK	



Precautions:
 1.All views are external views, the solid line represents the outward opening, the dashed line represents the inward opening, and the side where the two lines intersect is the hinge installation side.

2.The dimensions on the drawings cannot be used as the basis for construction, and the data from repeated measurements on site should be compared with the annotations in the drawings for construction;

3.On-site construction personnel should check the dimensions shown in the drawings on site, and notify the designer in time if any contradictions are found;

4.This drawing can only be used after being approved by relevant departments;

5.The copyright of this drawing belongs to our company, without written permission, no copying or misrepresentation is allowed;

6.In this drawing, except for the elevation marked in meters, all other marked dimensions are in millimeters

7.The final interpretation right of this drawing belongs to our company.

DECORATION DESIGNING:



TAINING SAINTY INDUSTRY CO.,LTD.
 ADDRESS: No.322 Yuhai Rd(Dongsheng Industry Park),Lihu, Wafang City 262600, China
 Cell: +86 150 5290 5788 (Whatsapp)
www.aluminum-window.com
 Email: info@aluminum.com

Customer:

Project:

Drawing For:

Design For Customer Approval

DESIGNED	计军荣	计军荣
CHECKED		
DESIGNED		
DESIGNED		

Drawing No. **AWN2023.6.19**

Scale **1:1**

Map **A7**

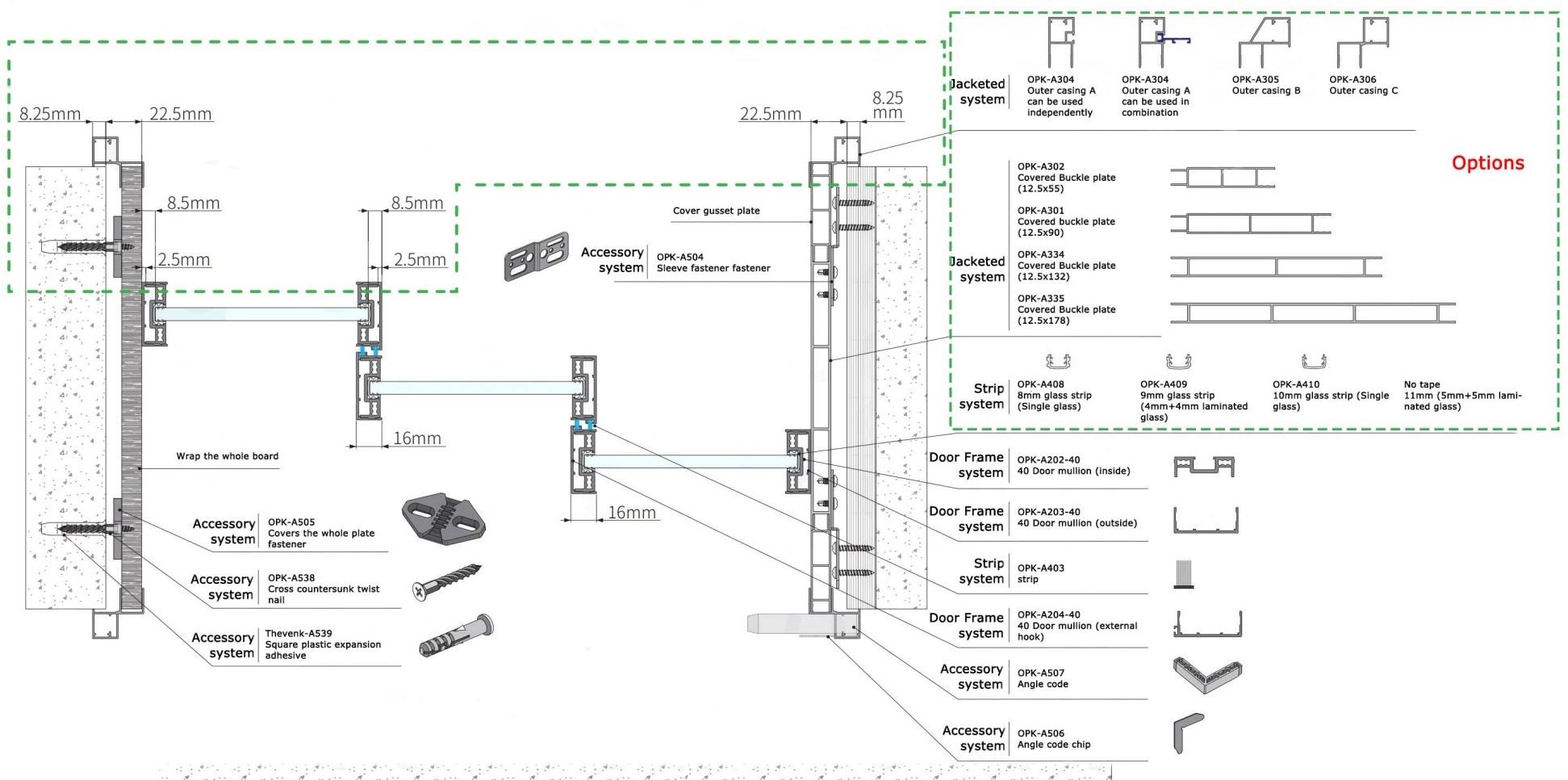
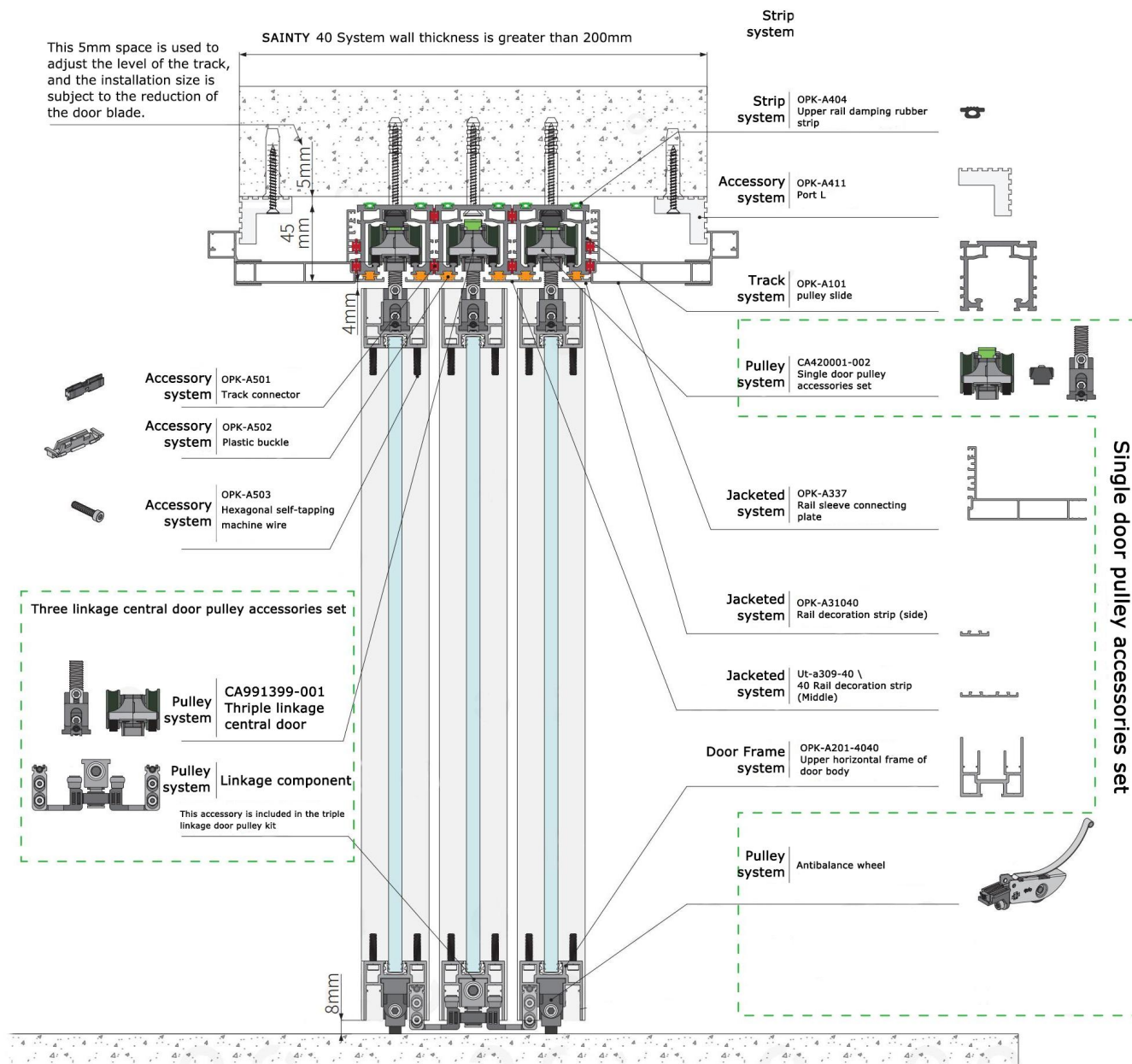
Date **2023.6.19**

Stage **Design**


CUSTOMER

OWNER

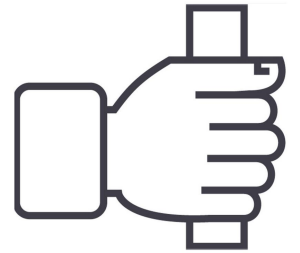
MARK



MOTOR



switch



Hand pull start



Remote control